


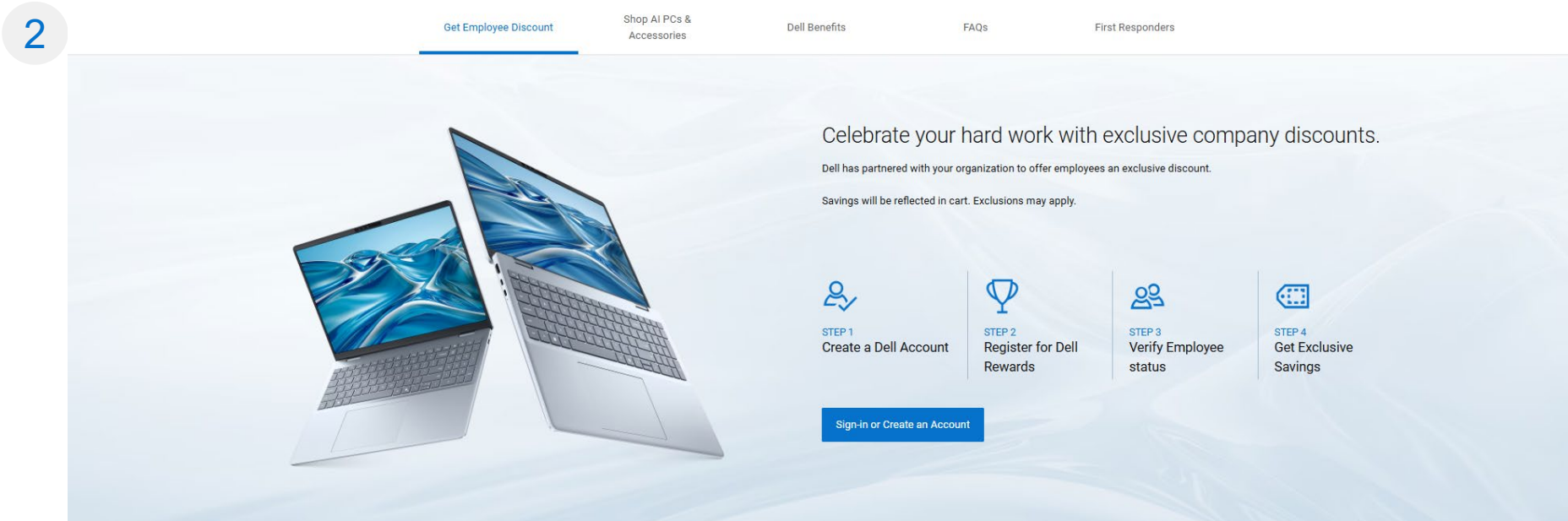
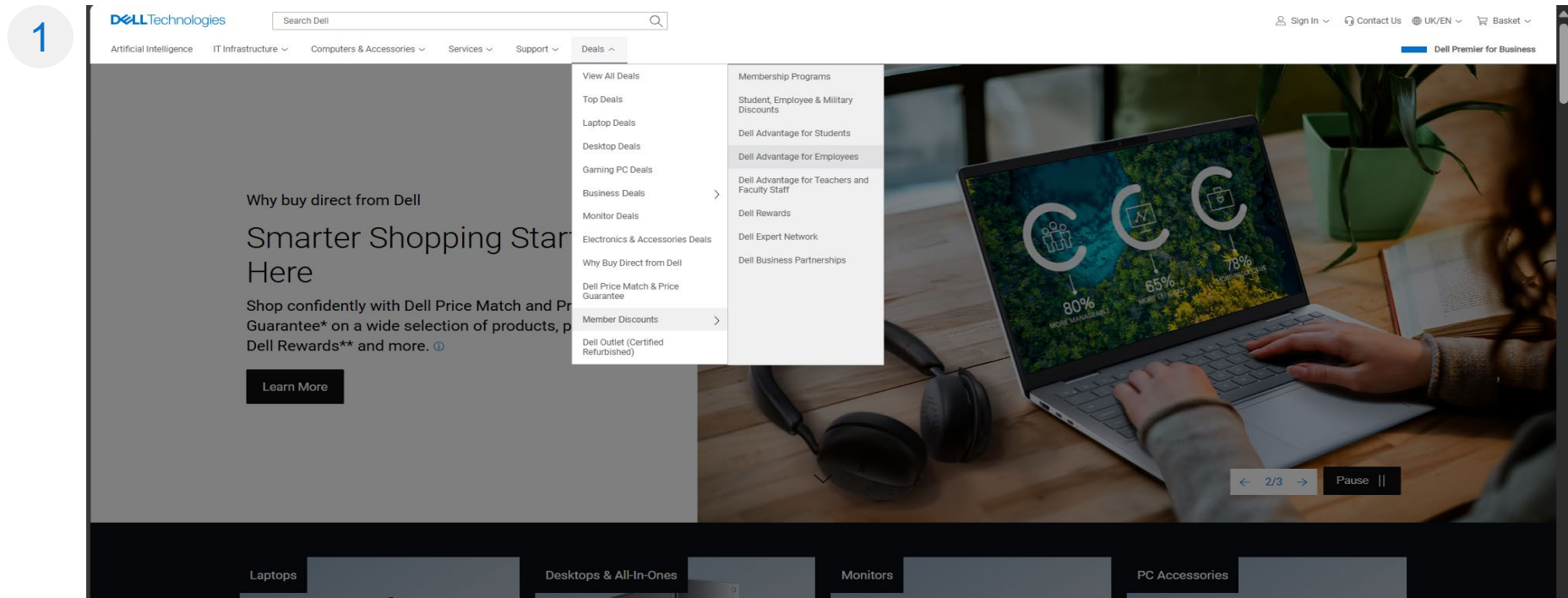
New Membership Experience - UK



Sign up for Membership discounts

1 - Select the Members Group from the Dell.com Masthead; Employee pathing sample

2 - On the respective Learn Page (LP), click on Sign in or Create an Account

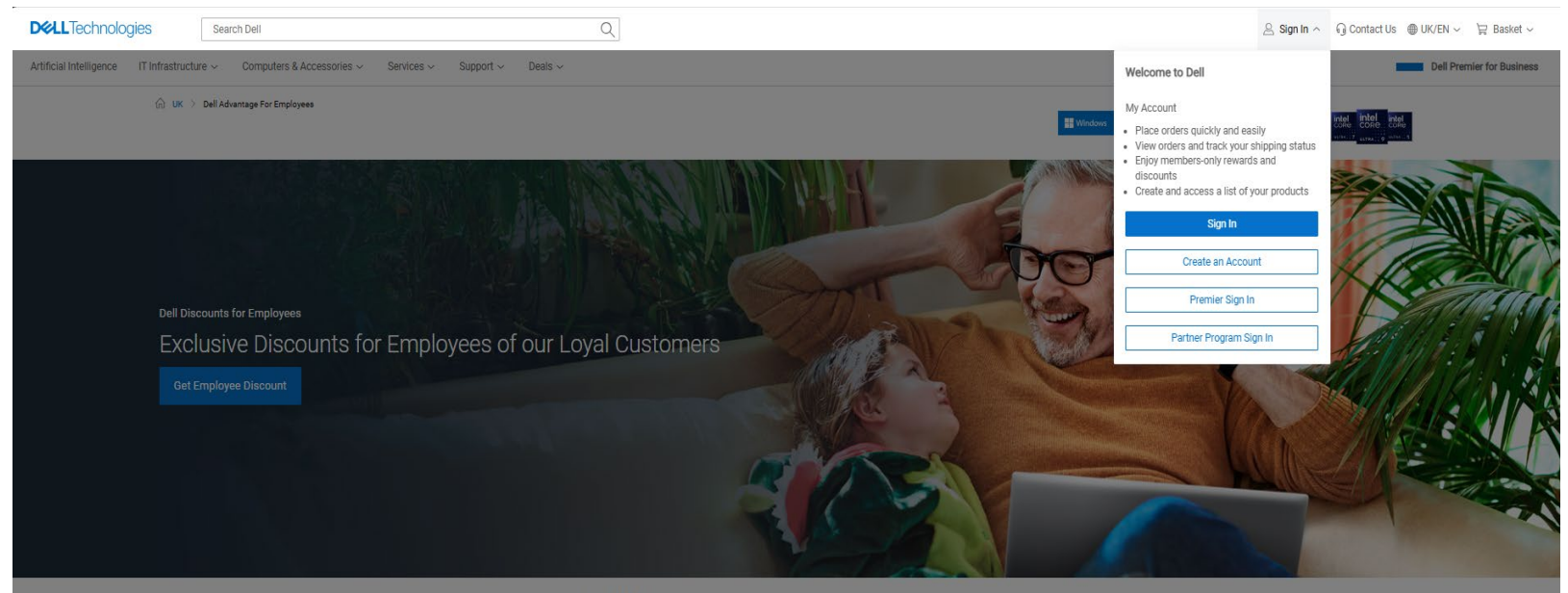


My Account Log In

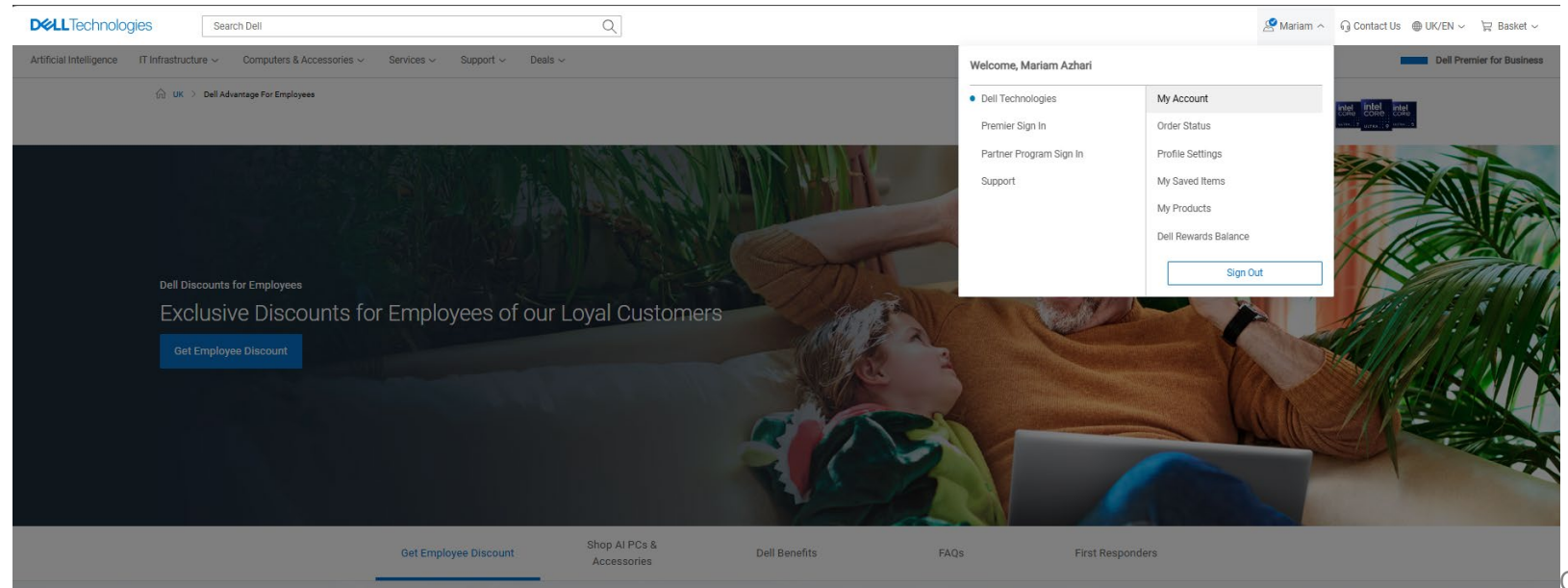
3 – “Sign In” to your existing account or “Create an Account”

4 – Once logged in, click on “My Account”

3



4



My Account

5 – On My Account, click on “Dell Rewards and Membership” Tab, then on “Membership”

5

The screenshot shows the Dell Technologies My Account page. The left sidebar contains a navigation menu with the following items: Overview, Orders, Saved Items, Dell Rewards and Membership (selected), Membership (highlighted in light blue), Software Licenses and Subscriptions, Devices, Manage Service Contracts, Digital Signature, Support History, and Privacy. The main content area is divided into several sections: 1. Recent Orders: A message states 'You have no orders at this time.' with a 'View All Orders' link. 2. Software Licenses and Subscriptions: A section titled 'Manage your software licenses and subscriptions for productivity, security, and creativity.' with a list of actions: 'Download purchased software products', 'View license details, download licenses, get license keys, and more', and 'Share access to your subscriptions'. It includes buttons for 'Manage Software Licenses' and 'Manage Subscriptions'. 3. Dell Rewards: A section showing a balance of 1,500 points, expiring on Jan 15, 2026, with a 'Shop and Earn' button. It also shows a cash balance of £0. 4. Profile: A section showing the user's email (afraid.stork.mtpj@rapidletter.net) and name (Mariam Azhari), with an 'Edit Profile' button. 5. Services Contracts: A section with a 'View All' link. A notification banner at the top states: 'Dell Digital Locker has moved to My Account: Manage and view your purchases under Software Licenses and Manage Subscriptions.' A chat bubble for the 'Virtual Assistant' is visible in the bottom right corner.

https://www.dell.com/myaccount/en-uk/membership

Membership

6 – Click on “Verify Status” based on the members group

6

Welcome back, Mariam

Overview

Orders

Saved Items

Dell Rewards and Membership

Dell Rewards

Membership

Software Licenses and Subscriptions

Devices

Manage Service Contracts

Digital Signature

Support History

Privacy

Membership


Save and earn rewards when you verify your membership

Step 1
Verify and join Dell Rewards
Join a free membership by verifying your status. You will automatically join [Dell Rewards^{\[1\]}](#)

Step 2
Shop items on Dell.com
Find the items you want and add them to your cart.

Step 3
Get discount in cart
Your membership discount and rewards will be available in cart.

Choose your free membership




Student
Students enrolled in degree-granting schools

Verify Student Status

- Extra 10% off select PCs, monitors, and accessories.^[2]
- 3% back in rewards.^[1]

[Student Membership FAQs](#)




Corporate Employee
Employees with a partner company email address

Verify Employee Email Address

- Exclusive discounts on select PCs, monitors and accessories.^[2]
- 3% back in rewards.^[1]

[Employee Membership FAQs](#)




Teacher
Teachers and faculty staff (e.g. teaching assistants)

Verify Teacher Status

- Extra 10% off select PCs, monitors, and accessories.^[2]
- 3% back in rewards.^[1]

[Teacher Membership FAQs](#)




Military
Active Duty, Veterans and Reservist

Verify Military Status

- Extra 10% off select PCs £699+, Displays and Accessories.^[2]
- 3% back in rewards.^[1]


[Military Membership FAQs](#)



First Responders
Fire & Rescue services, Police Officers & Ambulance services workers

Verify First Responder Status


- Extra 10% off select PCs £699+, Displays and Accessories.^[2]



Medical Professionals
Doctors, Nurses and healthcare workers

Verify Medical Professional Status


- Extra 10% off select PCs £699+, Displays and Accessories.^[2]



Business Partnerships
Business partners and professional association members with a passcode

Verify Business Partnerships Status

- Exclusive savings on laptops, desktops, workstations and accessories.^[2]



Verify Member Status

7 – Verify your Corporate Employee Membership:

- Enter your employee email address and confirm it
- Click on “Verify Employee Address”

7

The screenshot displays the Dell Technologies website interface for verifying corporate employee membership. The top navigation bar includes the Dell Technologies logo, a search bar, and links for account management and support. The left sidebar shows a user profile and various account options, with 'Membership' highlighted. The main content area is titled 'Verify Your Corporate Employee Membership' and features a progress bar with two steps: 'Employee email address' (active) and 'Verification code'. Below the progress bar, there are two input fields for the employee email address, each with a placeholder example 'E.g. (cleo@college.edu)'. A 'Back' button and a 'Verify Employee Address' button with an envelope icon are positioned below the input fields. To the right, a sidebar titled 'Corporate Employee Member Benefits' lists 'Corporate Employee Discount' and 'Rewards' with brief descriptions. The footer contains links for account management, support, and contact information.

Verify Member Status

8 – A verification code will be sent to the work email address. Customer needs to enter it and click on “Verify”

8

Dell Technologies

Email Verification

Enter the code we sent to **afy*****@rapidletter.net**:

Didn't receive a code? [Resend code by email](#)

Verify



[Who We Are](#) [Careers](#) [Community](#) [Events](#) [Partner Program](#) [Dell Premier for Business](#) [Dell Technologies](#)

[Copyright © 2025 Dell Inc.](#) [Terms & Conditions](#) [Privacy Statement](#) [Cookies, Ads & Emails](#) [Legal & Regulatory](#) [Returns](#) [Accessibility](#) [Corporate Impact](#) [Recycling](#)

[Anti-Slavery, Human Trafficking & Child Labor](#) [Carbon Reduction Plan](#) [Privacy Centre](#) [Contact Us](#) [Site Map](#)

My Account

9 – Benefits and Offers reflecting in Customer's Account


The screenshot displays the Dell Technologies 'My Account' page for user Mariam. The left sidebar contains navigation links: Overview, Orders, Saved Items, Dell Rewards and Membership (selected), Software Licenses and Subscriptions, Devices, Manage Service Contracts, Digital Signature, Support History, and Privacy. The main content area is titled 'Membership' and shows a 'Corporate employee discount' which is 'Active'. It includes a 'Reverification date' of 30 Sept 2026 and a 'Verification email address' of afraid.stork.mtpj@rapidletter.net. Action buttons include 'Shop Deals', 'Change Email Address', and 'Cancel Membership'. Below this, the 'Benefits and offers' section features three cards: 'Select PCs £699+ 10% Off', 'Select Monitors and Accessories 10% Off', and 'Select PCs 5% Off', each with a progress bar showing 'Discounts Available' and '5 / 5'. A 'Dell Rewards' section on the right states 'The more you shop, the more you earn.' and 'Earn 3% back in Dell Rewards (calculated before taxes). 100 points is £1 in rewards.' At the bottom, a 'Change Membership' section explains that users can switch but only be part of one at a time, followed by four circular profile pictures of different users. A 'Virtual Assistant' button is located in the bottom right corner.

Dell.com Cart

10 – Member discount auto-applied in cart

The screenshot shows the Dell.com cart page for user Mariam. The cart contains one item, the XPS 16 Laptop, with a quantity of 1. The original price is £2,249.00, and the member discount of £550.00 has been applied, resulting in a total of £1,529.10. The page also displays a 'Your Dell Rewards' section, a coupon field, and a checkout button. Below the cart, there are links to 'Shop popular accessories' and a 'Contact Us' button.

Mariam's Basket (1 item) [Remove All Items](#)

Items	Quantity	Price
 XPS 16 Laptop Save for later	1	£2,249.00 ① - £550.00 £1,529.10

[View Details](#)

Warranty & Support
Includes a 1Y Premium Support with Hardware and Software 1-2 Biz Day Onsite after remote diagnosis





Upgrade to 2Y Premium Support with Hardware and Software 1-2 Biz Day Onsite after remote diagnosis **£144.01 Per System**
£80.00 Per System

Dell Recommended
Get peace of mind for less: Upgrade to 2 year plan and save big. Offer valid until 2 November [Add To Basket](#)

[Show Details](#)

Delivery to postal code [v](#)
Enter postal code for delivery date.

Shop popular accessories ①

-  Dell Pro Keyboard
-  Dell Pro Compact
-  Dell 6-in-1 USB-C
-  Dell Pro Thunderbolt

Your Dell Rewards
Apply 1,500 points to get £15 ①
[Apply £15](#)

Coupon
Enter code [Apply Coupon](#)

Success: Your member discount was applied. [X](#)

Items (1)	£2,249.00
Savings ①	- £550.00
Member Discount ①	- £169.90
Delivery	FREE
Total	£1,529.10
Excluding VAT (20%) ①	£1,274.25

[Checkout](#)

[Pay with Klarna](#)

From **£51.13/month**, or 3 payments at 0% interest with **Klarna** [Learn more](#)

[Pay with PayPal](#)

PayPal Credit: Up to 24 months installments at 0%. Subject to approval. T and C apply.

[Pay](#) [VISA](#) [MasterCard](#) [ID Check](#)

[Share Basket](#) [Contact Us](#)



In case of any issues, please contact:
Dell.Advantage.UKI@Dell.com